

---

# Vibration Motor

## - Coin type -

---



**GODO ELECTRONICS**

# Vibration Motor – Coin type

---

## ■ INTRODUCTION

Coin type vibration motor is generally coin shape and mostly phi 10(mm) and 8(mm) diameter. According to the body height of it, there are phi10x2.7mm, phi10x3.0mm, phi10x3.4mm, phi8x3.4mm.

Various sizes, operating voltage (3.0V) is available.

## ■ FEATURE AND APPLICATION

### ● Feature

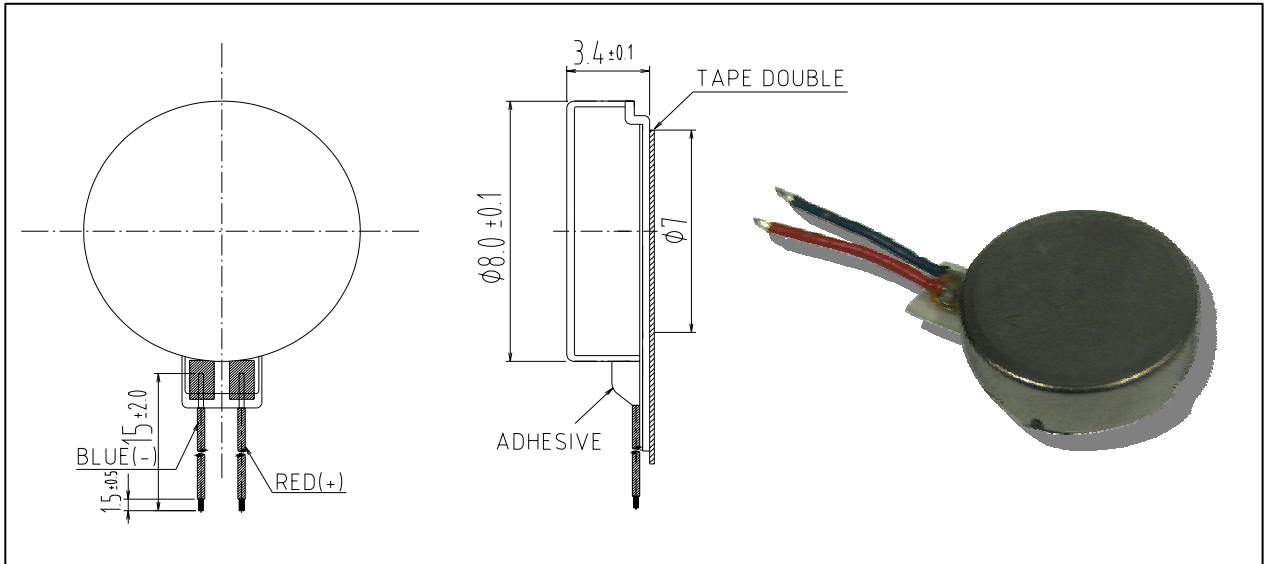
- Permanent magnet coreless DC motor.
- Miniature Size, light weight
- Smooth rotation due to no cogging
- Low noise and low power consumption
- Highly Reliable Performance

### ● Application

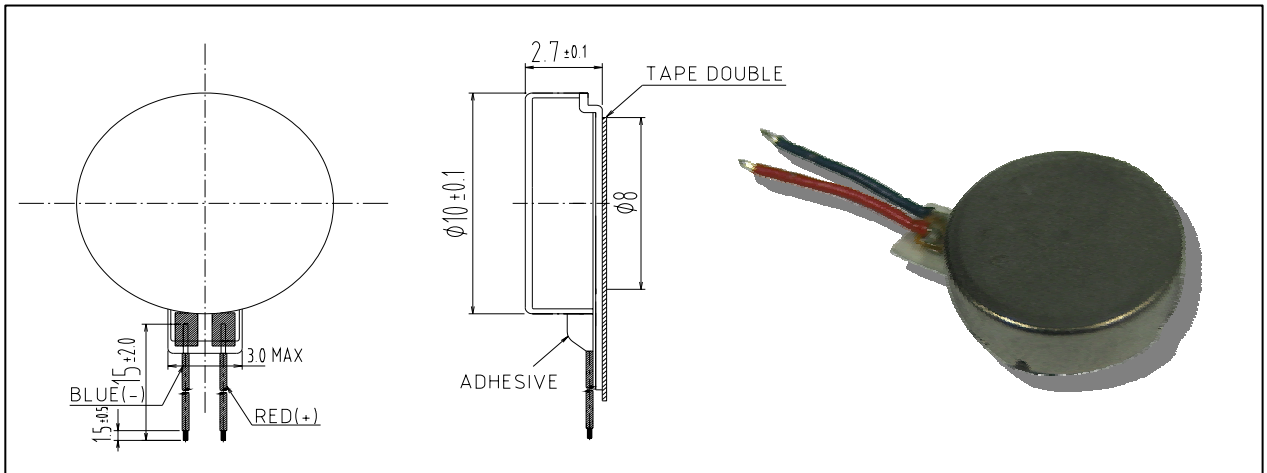
- Mobile phone
- PCS (Personal Communication by Satellite)
- PDA (Personal Digital Assistants)
- Game machine, Toy

# Vibration Motor – Coin type

## APPEARANCE AND DIMENSION



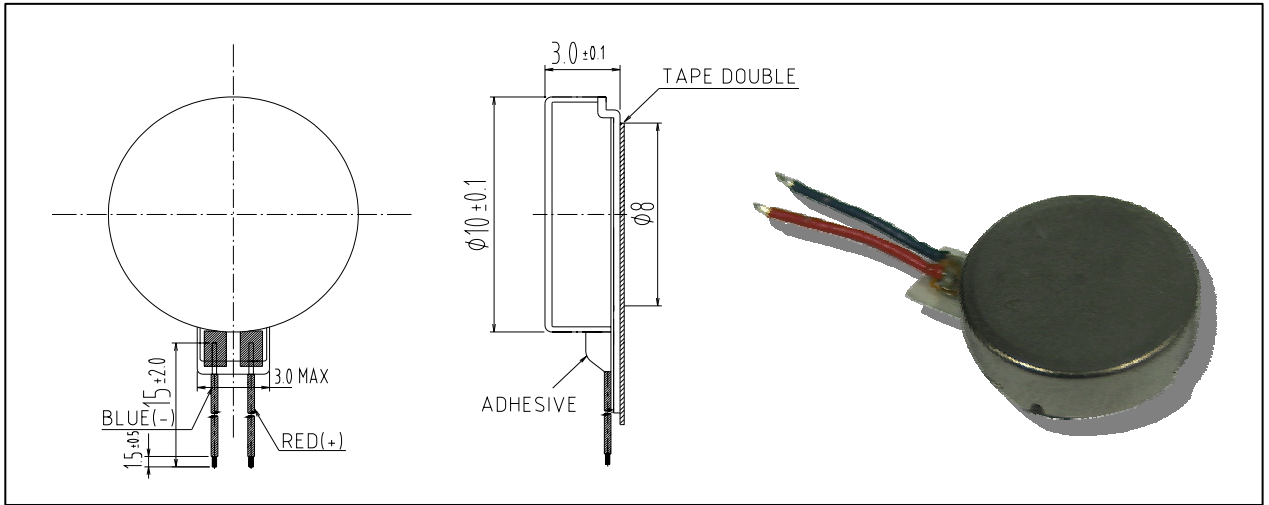
Model Name	Rated voltage	Rated current	Rated speed	Starting voltage	Resistance
GE0834-BLW01	3.0V	85mA (Max)	12,500 +/-3,000	2.7 V	30Ω+/-20%



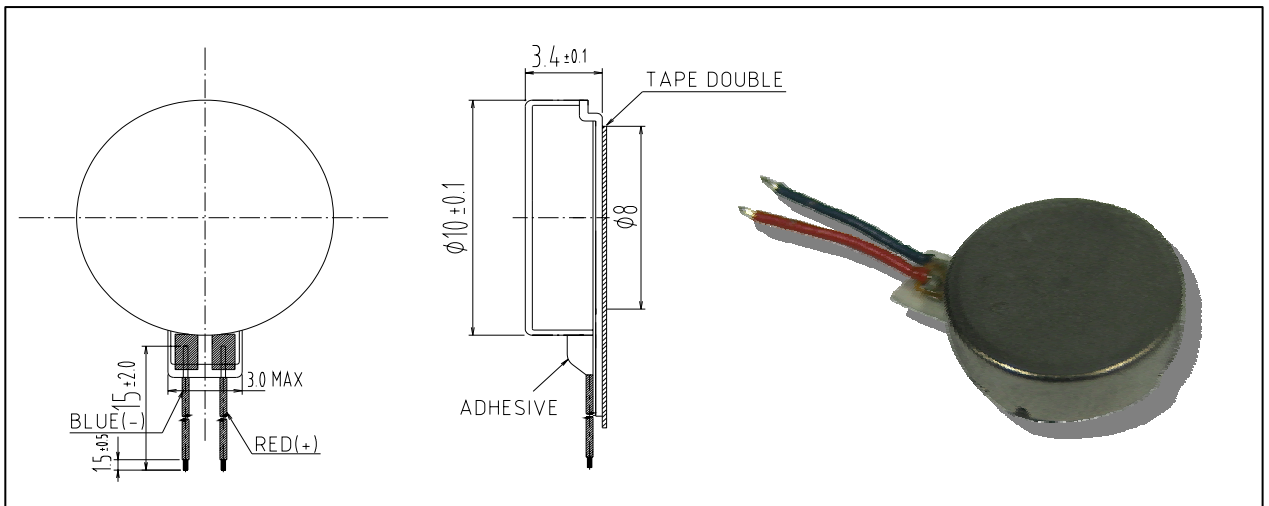
Model Name	Rated voltage	Rated current	Rated speed	Starting voltage	Resistance
GE1027-BLW01	3.0V	85mA (Max)	13,000 +/-3,000	2.5 V	28Ω+/-20%

# Vibration Motor – Coin type

## APPEARANCE AND DIMENSION



Model Name	Rated voltage	Rated current	Rated speed	Starting voltage	Resistance
GE1030-BLW01	3.0V	85mA (Max)	13,500 +/-3,000	2.5 V	32Ω+/-20%



Model Name	Rated voltage	Rated current	Rated speed	Starting voltage	Resistance
GE1034-BLW01	3.0V	85mA (Max)	13,500 +/-3,000	2.5 V	27Ω+/-20%

# Vibration Motor – Coin type

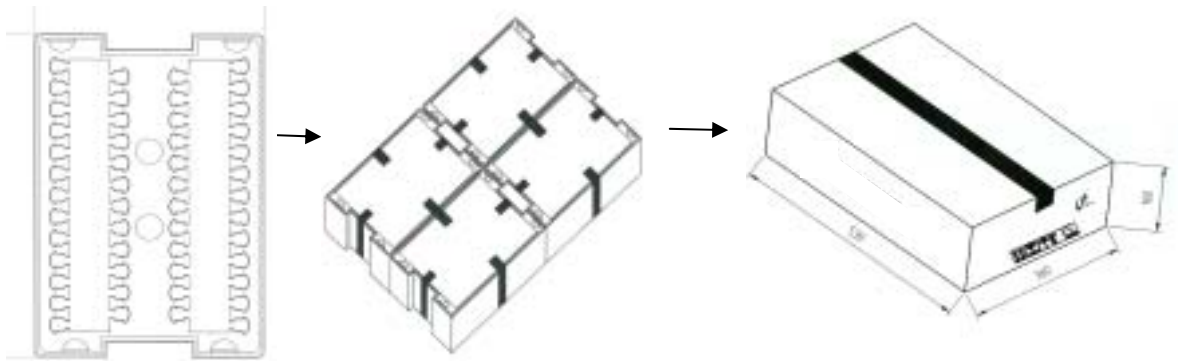
## PACKAGING

### Box Dimension

#### 1.Packing dimensions

No.	ITEM	INNER PACKING	OUTTER PACKING
1	TYPE	TRAY	BOX
2	MATERIAL	PET	Corrugated cardboard
3	DIMENSION	255 x 170 x 10(mm)	530 x 360 x 185(mm)
4	QUANTITY	1,250 EA	5,000 EA
5	WEIGHT	App. 2.5(Kg)	App. 10(Kg)

#### 2.Packing Drawing



**Note**  
1 TRAY=50EA

**Note**  
1 TRAY=50EA  
1 bundle= 1,250(25EA) (25EA TRYA)x4

**Note**  
1 BOX=5000EA (100EA TRAY)

# Vibration Motor – Coin type

## RELIABILITY TEST CONDITION

No	Item	Condition	Remark
1	Low temperature storage	Expose to -45°C, for 96hours, and then measure after exposing at normal temperature and humidity for 24hours.	
2	High temperature storage	Expose to +85°C, for 96hours, and then measure after exposing at normal temperature and humidity for 24hours.	
3	High temperature humidity storage	Expose to +50°C, 95%RH, for 120hours, and then measure after exposing at normal temperature and humidity for 24hours.	
4	Thermal Shock	Each cycle consists of 2hours at -40°C followed by 2hours at +85°C for 15cycles. Transition time is 5minutes max.	
5	Vibration	Sinewave vibrate at 60Hz amplitude of 1.5mm for 30minutes in each of 3 directions (X,Y,Z).	
6	Mechanical Shock	Drop from 1.5m in height onto a concrete floor with 100g dummy set. Test shall be performed twice in each of the six planes. (Total of 12 impacts)	
7	Life test	Test shall be performed 60,000cycles at 2.5sec ON, 2.5sec OFF, and rated voltage.	

- There should be no electrical and mechanical problem after environmental test
- Speed : Min +/-30% of original readings
- Current : Max +30% of original readings

# Vibration Motor – Coin type

---

## ■ NOTICE

- (1) Do not press product with more than 1.5kg or drop it.  
It can cause to change characteristics of motor or external appearance.
- (2) Do not drop this product into fluid (such as : water, alcohol etc)
- (3) Do not expose this product to high temperatures for a long time.  
It may causes to decline characteristics of motor.
- (4) Do not use under the following conditions:
  - Near gases which causes erosion.
  - Around substances which produce toxic gases.
- (5) Please refrain from operating the motors near magnetic devices.
- (6) The motor has a strong magnet so please be aware that it has a magnetic force on the surface of the case
- (7) The motor may cause slight electronics noise due to the contact between brush and commutator. Please do not let the motor affect antenna, etc.
- (8) Packing : (Please refer to the packaging drawing.)  
(It can be modified by the request of the users.)
- (9) If any problems occur, both the user and GODO Electronics shall try to solve the problem by mutual agreement and on reflection of the specification sheet.